

3rd Quarter
September 6, 2018



Opening Business

- Call to Order
- Roll Call
 - Introduction





Lake Michigan

Michigan



Kalamazoo

Calhoun

Van Buren

Berrien

Cass

St. Joseph

Branch

Hillsdale

St. Joseph

Elkhart

LaGrange

Steuben


Ohio

Indiana

Noble

DeKalb

Kosciusko



Copyright: © 2014 Esri

PURPOSE: *The St. Joseph River Basin Commission exists to provide a forum for the discussion, study and evaluation of water resource issues of common concern and foster cooperative planning and coordinated management of the basin's water and related land resources.*

The St. Joseph River Basin Commission was created by the Indiana General Assembly in 1988 to address water quality issues in the St. Joseph River and all the lakes and streams that flow to it. The enabling statute of the Commission (IC 14-30-3) was amended in 2018 to expand the scope and powers of the Commission to address flooding as well. The Commission seeks to work with agencies, organizations and local units of government to:

- Develop plans and tools to improve water quality or mitigate flooding in the basin;
- Coordinate monitoring of water quality and hydrology in the basin;
- Promote best practices for urban stormwater and rural drainage management;
- Develop strategies to increase water infiltration and storage capacity in the basin;
- Distribute reports on the Commission's objectives, studies, and findings;
- Make recommendations in matters related to the Commission's objectives to political subdivisions in the basin and to other public and private agencies;
- Act as a coordinating agency for programs and activities of other public and private agencies that are related to the Commission's objectives;
- Serve as an advocate of the basin's interests before Congress and federal, state and local government agencies.

The SJRBC shall consist of the following (or their proxy):

- The Mayor of each Class-II City or the Executive of the municipality with the largest population if the County does not have a Class-II city
- A County Commissioner from each County
- The Health Officer from each County
- The **County Surveyor** from each County
- A **Representative of the SWCD** from each County
- The Director of the Indiana DNR

(paraphrased from IC 14-30-3-8)

Opening Business

- Call to Order
- **Roll Call**
 - **Your Name**
 - **Your Title/Affiliation**
 - **Who you represent (if you are a proxy)**



Opening Business

- Call to Order
- Roll Call
- **Approval of Minutes**
 - **Special Meeting 6/7/18**
 - **Regular Meeting 6/7/18**



Financials

• Financial Report – FYE 2018 Financial Activities

	FYE 17 Actual	Qtr 1	Qtr 2	Qtr 3	Qtr 4	FYE 18 Actual	FY18 Budget	Budget to YE Variance	FY19 Budget
REVENUE									
State of Indiana	52,485.00	13,121.68	13,121.68	13,121.68	13,121.66	52,486.70	52,486	(1)	52,486
Local Government	11,354.00	8,300.00	2,000.00	1,250.00	34,592.50	46,142.50	60,000	13,858	60,000
Special Projects	26,416.00	7,389.90		7,121.52		14,511.42	10,000	(4,511)	10,000
Interest	33.00	7.47	7.85	8.18	9.56	33.06	20	(13)	30
Total Revenue	90,288.00	28,819.05	15,129.53	21,501.38	47,723.72	113,173.68	122,506	9,332	122,516
EXPENSES									
Basic Operations									
SJRBC Director	38,547.00	9,048.00	11,198.75	10,730.47	10,749.00	41,726.22	43,000	1,274	43,000
Accounting Services	2,268.00	514.75	775.35	544.25	547.39	2,381.74	4,000	1,618	4,000
Additional MACOG Staff	4,535.00	213.34	1,126.51	1,098.33	644.78	3,082.96	4,500	1,417	4,500
Office Rent		525.00	525.00	525.00	525.00	2,100.00	2,100		2,100
Legal	1,400.00	350.00	350.00	350.00	350.00	1,400.00	2,100	700	2,000
Insurance	1,290.00	129.66	129.66	129.66	129.66	518.64	600	81	520
Travel/Mileage	273.00	37.46	17.27	866.51	617.22	1,538.46	1,600	62	1,700
Audit									0
Information Technology		225.00	225.00	225.00	225.00	900.00	900		900
Conference/Training	35.00	110.00		75.00	100.00	285.00	300	15	400
Printing	366.00	43.68	81.46	75.34	143.64	344.12	350	6	350
Postage	470.00	8.01	1.54	2.53		12.08	150	138	130
Telephone		60.00	60.00	60.00	60.00	240.00	240		240
Maintenance/Supplies	355.00						160	160	160
Indirect	9,679.00								
Operating Expenses	59,218.00	11,264.90	14,490.54	14,682.09	14,091.69	54,529.22	60,000	5,471	60,000
Special Projects									
Water Monitoring	13,320.00				4,000.00	4,000.00	18,000	14,000	13,958
Municipal/Partner Support				231.12	2,701.87	2,932.99	14,500	11,567	13,200
WQ Planning/Resources	19,998.00						10,000	10,000	10,000
GLPF Project			3,284.17	1,701.19	1,411.93	6,397.29	10,000	3,603	10,000
Newsletter/Website							5,000	5,000	9,958
SJRB Symposium	2,597.00			150.00	2,355.28	2,505.28	3,000	495	3,500
IWLA Scholarship	700.00		700.00			700.00	700		700
Filter Strip Program						0.00	1,200	1,200	1,200
Project Expenses	36,615.00	0.00	3,984.17	2,082.31	10,469.08	16,535.56	62,400	45,864	62,516
Total Expenses	95,833.00	11,264.90	18,474.71	16,764.40	24,560.77	71,064.78	122,400	51,335	122,516
CHANGE IN NET ASSETS	(\$5,545.00)	17,554.15	(3,345.18)	4,736.98	23,162.95	\$42,108.90	\$106	(\$42,003)	\$0

Financials

• Financial Report – FYE 2018 Net Assets

ASSETS

Cash

Wells Fargo Checking Account	\$10,718.48
Wells Fargo Savings Account	\$63,123.95
<i>Outstanding Deposit:</i>	
*FY18 Appropriation - Noble Co.	\$8,854.00
Wells Fargo Interest Savings Account	\$61,144.83

Total Cash \$143,841.26

Accounts Receivable

State of Indiana \$0.00

Total Accounts Receivable \$0.00

Total Assets \$143,841.26

LIABILITIES & FUND BALANCE

Liabilities

Accounts Payable \$17,855.49

Total Liabilities \$17,855.49

Fund Balance

Fund Balance FYE 2017 \$83,526.87

Prior Period Adjustment \$350.00

Change in Net Assets YTD \$42,108.90

Total Fund Balance \$125,985.77

Total Liabilities and Fund Balance \$143,841.26

Financials

- Financial Report – FYE 2018 Cash Receipts

CASH RECEIPTS

State of Indiana	\$52,486.70
Special Project Revenue	\$14,511.42
Great Lake Protection Fund	\$12,191.42
SJRBC Symposium Sponsorship	\$2,320.00
Local Government Appropriation	\$46,142.50
<u>Elkhart County</u>	\$11,930.00
City of Elkhart	\$4,182.00
City of Goshen	\$2,000.00
<u>LaGrange County</u>	\$6,380.50
Town of Lagrange	\$0.00
<u>Noble County</u>	\$8,854.00
City of Kendallville	\$0.00
Rome City	\$100.00
<u>Steuben County</u>	\$500.00
City of Angola	\$2,696.00
<u>St Joseph County</u>	\$5,000.00
City of South Bend	\$2,500.00
City of Mishawaka	\$1,000.00
<u>Kosciusko County</u>	\$1,000.00
Town of Syracuse	\$0.00
Misc. Income	\$0.00
Interest Earned	\$33.06
Total Cash Receipts	\$113,173.68

Financials

- Financial Report
- Approval of Claims

SJRBC Claims Submitted for Board Approval September 6, 2018

Date	Vendor	Description	Amount
9/6/2018	MACOG	Invoice #FY18-10 April 2018 Expenses	\$4,956.00
9/6/2018	MACOG	Invoice #FY18-11 May 2018 Expenses	\$4,952.77
9/6/2018	MACOG	Invoice #FY18-12 June 2018 Expenses	\$6,645.80
9/6/2018	THORNE GRODNIK	September 2018 Legal Expenses	\$350.00
9/6/2018	Matt Meersman	April - June Mileage Reimbursement	\$ 1,300.92
		Total	\$18,205.49

Director's Report

- Administrative
- Education/Outreach
- WQ Planning/Resource Development
- Water Monitoring
- Advocacy
- Partner Awareness
- Partner Support



Old Business

- Basin Updates
 - Announcements from Commission Members



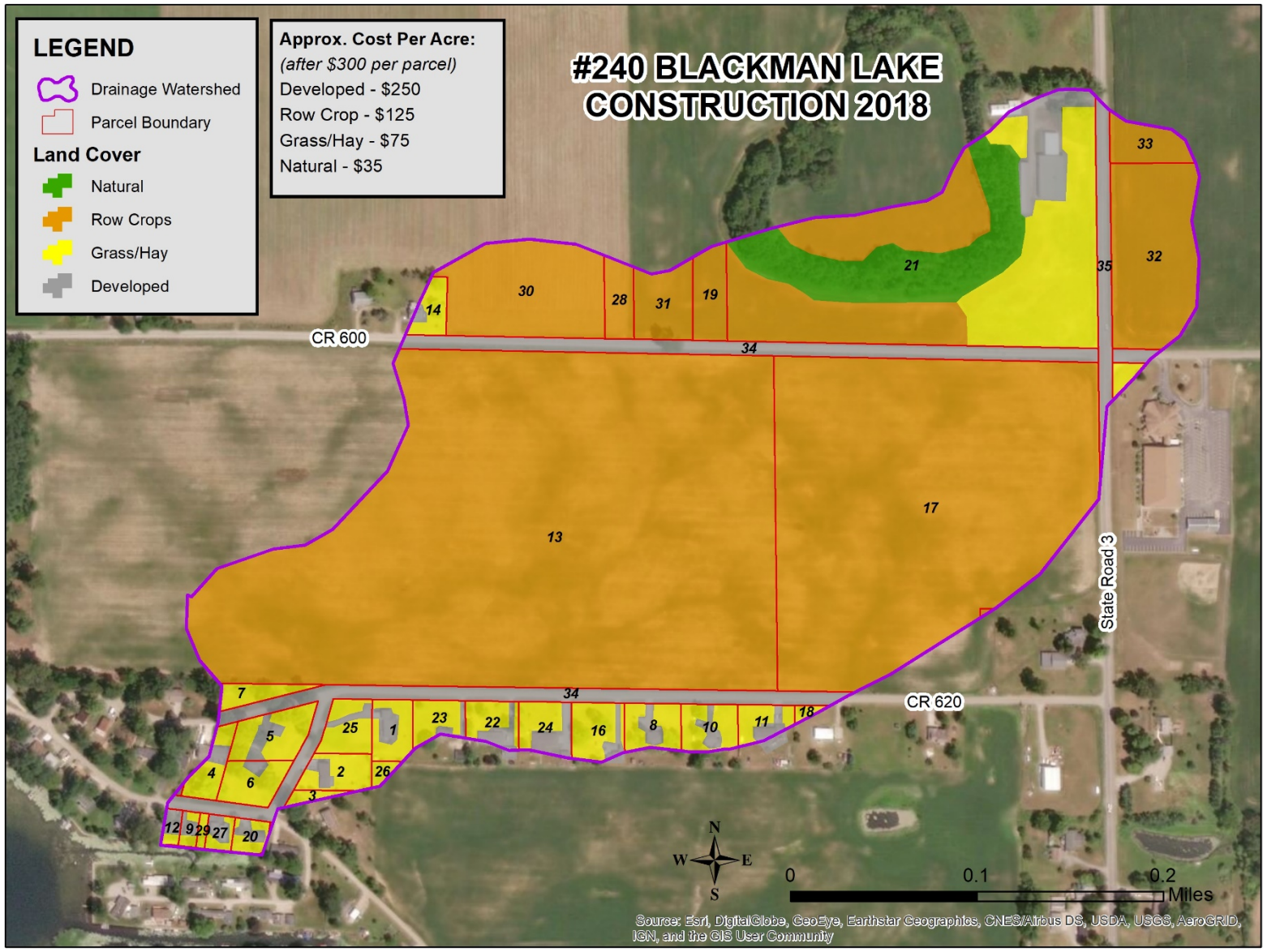
Old Business

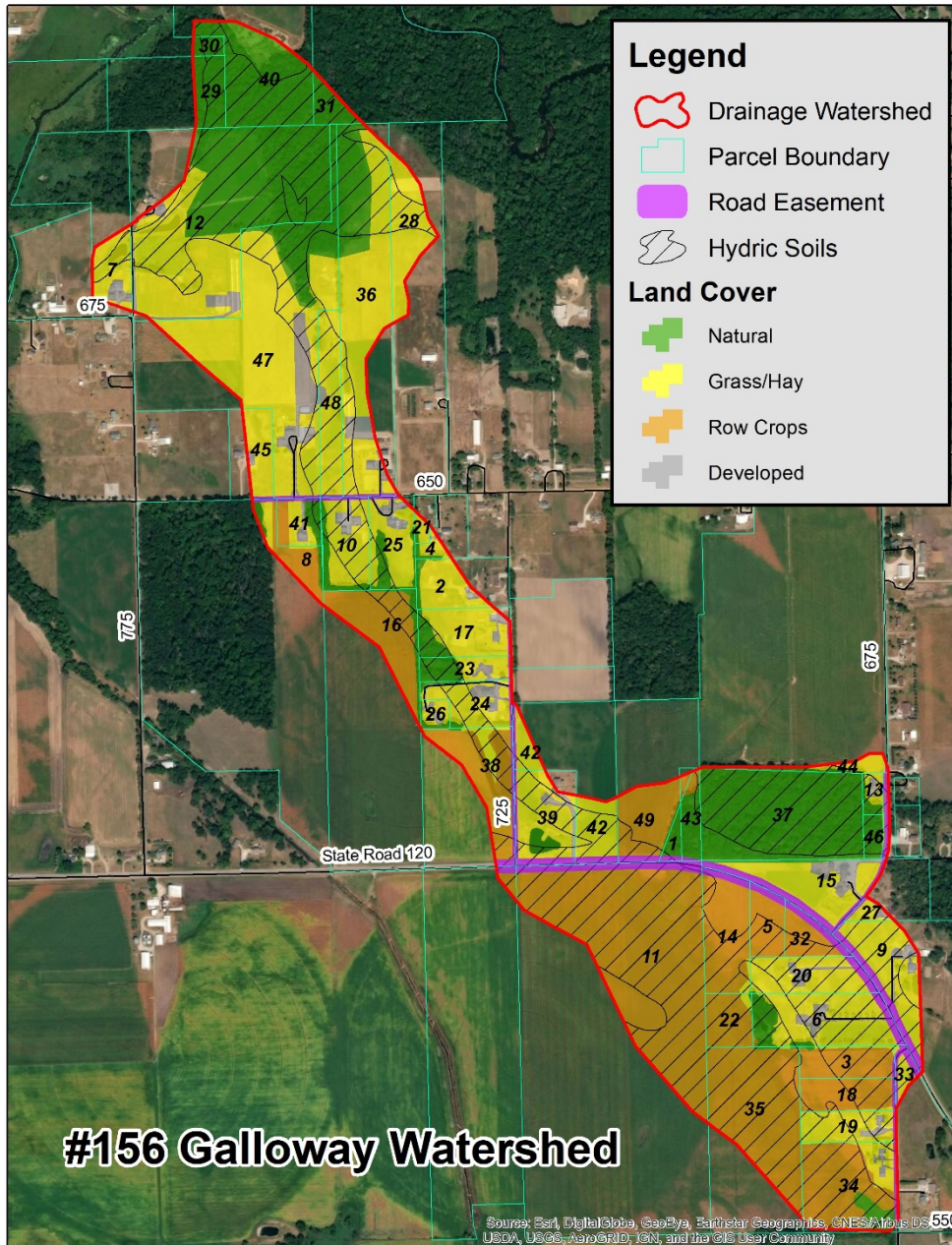
- Basin Updates
- **GLPF Conservation Incentive Project**
 - **Assisted LaGrange Co. Surveyor's Office with:**
 - Hogue Ditch Watershed
 - Blackman Lake Watershed
 - Galloway Ditch Watershed
 - **Assisted Van Buren Co. Drain Commissioner with:**
 - Health & Cemetery Drainage District
 - Vanderlyn Drainage District



Great Lakes
Protection Fund

KIESER & ASSOCIATES
ENVIRONMENTAL SCIENCE & ENGINEERING





\$4K Assessment Scenario

Approx. Cost Per Acre:

(after \$25 per parcel)

Developed Hydric - \$17.97

Row Crop Hydric - \$16.17

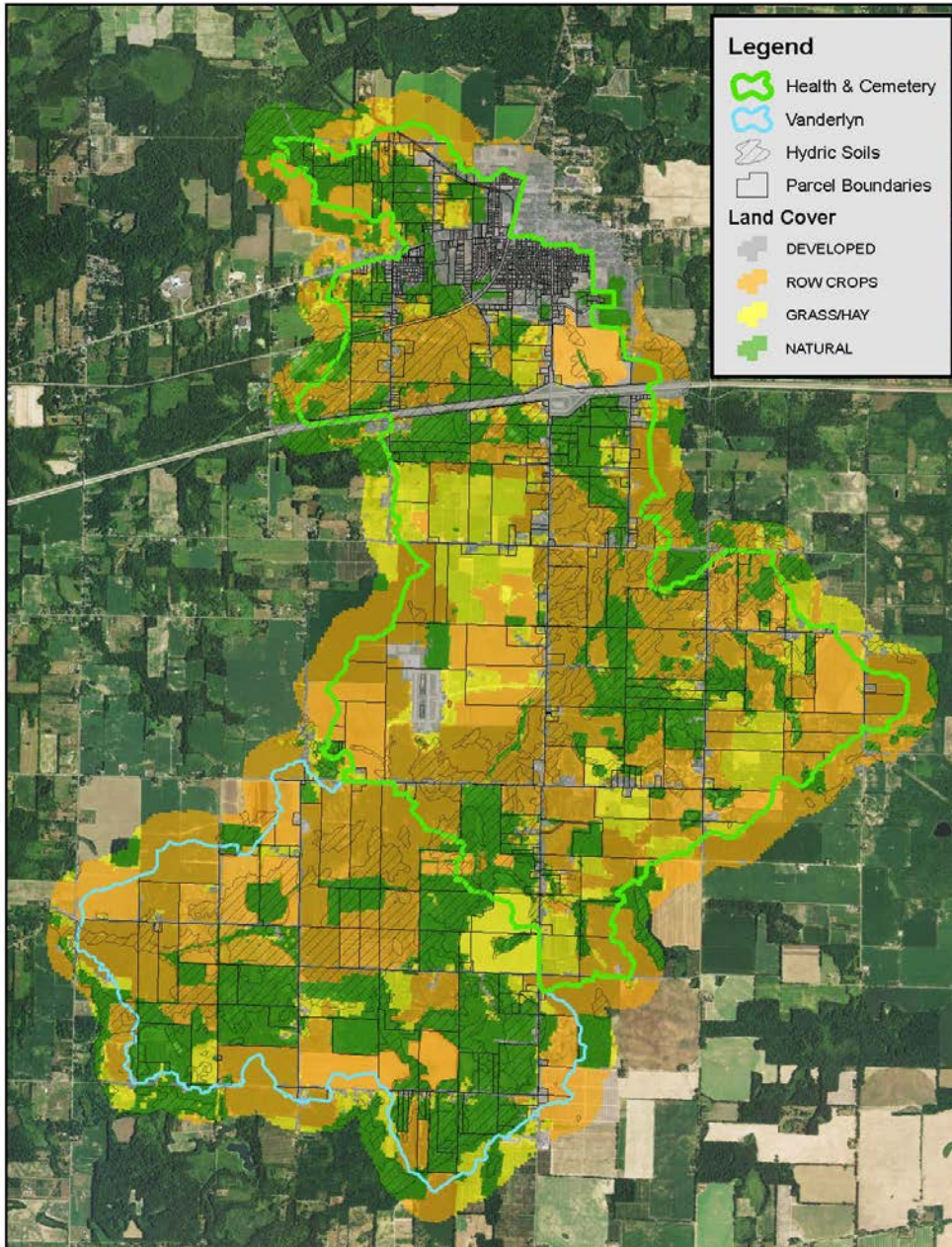
Developed Upland - \$12.58

Row Crop Upland - \$11.32

Grass/Hay Hydric - \$8.98

Grass/Hay Upland - \$6.29

Natural All Soils - \$4.40



Van Buren County, MI

- **Health & Cemetery**
 - Project Cost - \$23,115
 - 893 Parcels
 - 32 Parcels w/ BMPs certified by VBCD
 - ~11% Avg Savings
 - ~37% Max Savings
- **Vanderlyn**
 - Project Cost - \$5,509
 - 110 Parcels
 - 15 Parcels w/ BMPs certified by VBCD
 - ~26% Avg Savings
 - ~40% Max Savings

Old Business

- Basin Updates
- GLPF Conservation Incentive Project
- **FY19 Local Government Appropriation Requests**

	Acres in Basin	% of Basin	2010 Population	% of County Population	2019 Request Amount	2019 Local Govt Budgeted
Elkhart County	292,108	27%	197,559		\$9,430	\$9,430
City of Elkhart			50,949	26%	\$4,182	\$4,182
City of Goshen			31,719	16%	\$2,603	\$2,603
Elkhart County Total:					\$16,215	\$16,215
LaGrange County	247,370	23%	37,128		\$12,761	\$12,761
Town of LaGrange*			2,625	7%	\$971	\$0
LaGrange County Total:					\$13,732	\$12,761
Noble County	201,256	19%	47,536		\$8,854	\$8,854
City of Kendallville*			9,862	21%	\$2,318	\$0
Noble County Total:					\$11,172	\$8,854
Steuben County	157,004	15%	34,185		\$6,520	\$1,000
City of Angola			8,612	25%	\$2,196	\$2,196
Steuben County Total:					\$8,716	\$3,196
St. Joseph County	117,836	11%	266,931		\$2,880	\$2,880
City of South Bend*			101,168	38%	\$2,479	\$2,500
City of Mishawaka*			48,252	18%	\$1,182	\$1,000
St. Joseph County Total:					\$6,541	\$6,380
Kosciusko County	65,280	6%	77,358		\$3,492	\$3,492
Town of Syracuse*			2,810	4%	\$132	\$0
Kosciusko County Total:					\$3,624	\$3,492

New Business

- South Bend “SAGE Plan” Support Letter
 - Request received on 7/18/18



New Business

- South Bend “SAGE Plan” Support Letter
- Tribal 319 Program Support Letter
- **Indiana Watershed Leadership Academy**
 - **Registration now open for 2019 Academy**
 - **SJRBC has awarded a scholarship to a local watershed leader the last 3 years**



New Business

- South Bend “SAGE Plan” Support Letter
- Tribal 319 Program Support Letter
- Indiana Watershed Leadership Academy
- **Meeting Schedule for 2019**
 - **10am @ Elkhart Co. Public Services Building**
 - **Quarterly on first Thursday:**
 - March 7th
 - June 6th
 - September 5th
 - December 5th



New Business

- South Bend “SAGE Plan” Support Letter
- Tribal 319 Program Support Letter
- Indiana Watershed Leadership Academy
- Meeting Schedule for 2019
- **2019 Symposium Planning**
 - Held 2nd Friday in May last two years
 - Held 3rd Friday in May 2014, 2015 and 2016
 - Topic and location ideas?



Items From the Floor

Other
Misc.
Etc...

Next Meeting
December 6th, 2018

