

3rd Quarter
September 5, 2019



SJRBC
St. Joseph River Basin Commission

Opening Business

- Call to Order
- Roll Call
 - Introduction





Lake Michigan

Michigan



Kalamazoo

Calhoun

Van Buren

Berrien

Cass

St. Joseph

Branch

Hillsdale

St. Joseph

Elkhart

LaGrange

Steuben


Ohio

Indiana

Noble

DeKalb

Kosciusko



Copyright: © 2014 Esri

PURPOSE: *The St. Joseph River Basin Commission exists to provide a forum for the discussion, study and evaluation of water resource issues of common concern and foster cooperative planning and coordinated management of the basin's water and related land resources.*

The St. Joseph River Basin Commission was created by the Indiana General Assembly in 1988 to address water quality issues in the St. Joseph River and all the lakes and streams that flow to it. The enabling statute of the Commission (IC 14-30-3) was amended in 2018 to expand the scope and powers of the Commission to address flooding as well. The Commission seeks to work with agencies, organizations and local units of government to:

- Develop plans and tools to improve water quality or mitigate flooding in the basin;
- Coordinate monitoring of water quality and hydrology in the basin;
- Promote best practices for urban stormwater and rural drainage management;
- Develop strategies to increase water infiltration and storage capacity in the basin;
- Distribute reports on the Commission's objectives, studies, and findings;
- Make recommendations in matters related to the Commission's objectives to political subdivisions in the basin and to other public and private agencies;
- Act as a coordinating agency for programs and activities of other public and private agencies that are related to the Commission's objectives;
- Serve as an advocate of the basin's interests before Congress and federal, state and local government agencies.


The SJRBC shall consist of the following (or their proxy):

- The **Mayor** of each Class-II City or the Executive of the municipality with the largest population if the County does not have a Class-II city
- A **County Commissioner** from each County
- The **Health Officer** from each County
- The **County Surveyor** from each County
- A **Representative of the SWCD** from each County
- The Director of the Indiana DNR

(paraphrased from IC 14-30-3-8)

Opening Business

- Call to Order
- Roll Call
 - Your Name
 - Your Title/Affiliation
 - Who you represent (if you are a proxy)



Opening Business

- Call to Order
- Roll Call
- Approval of Minutes
 - June 6, 2019



Financial Report – FYE 19 Activities

	FY18 Actual	FY19 Actual	FY19 Budget	Budget to YE Variance	Notes
REVENUE					
State of Indiana	52,486.70	52,486.70	52,486	1	
Local Government	46,142.50	60,725.50	60,000	726	
Special Projects	14,511.42	10,744.10	10,000	744	
Interest	33.06	2,258.84	30	2,229	A
Other Income		150.32		150	
Total Revenue	113,173.68	126,365.46	122,516	3,849	
EXPENSES					
Basic Operations					
SJRBC Director	41,726.22	39,356.85	43,000	(3,643)	B
Accounting Services	2,381.74	3,921.46	4,000	(79)	
Additional MACOG Staff	3,082.96	4,361.75	4,500	(138)	
Office Rent	2,100.00	2,100.00	2,100	0	
Legal	1,400.00	1,754.00	2,000	(246)	
Insurance	518.64	518.64	520	(1)	
Travel/Mileage	1,538.46	945.56	1,700	(754)	
Audit		0.00	0	0	
Information Technology	900.00	900.00	900	0	
Conference/Training	285.00	185.00	400	(215)	
Printing	344.12	373.06	350	23	
Postage	12.08	5.12	130	(125)	
Telephone	240.00	240.00	240	0	
Misc Expenses		165.56	160	6	C
Operating Expenses	54,529.22	54,827.00	60,000	(5,173)	
Special Projects					
Water Monitoring	4,000.00	1,667.00	13,158	(11,491)	D
Municipal/Partner Support	2,932.99	1,287.03	13,200	(11,913)	D
WQ Planning/Resources		0.00	10,000	(10,000)	D
GLPF Project	6,397.29	4,710.82	10,000	(5,289)	D
Newsletter/Website		0.00	9,958	(9,958)	D
SJRB Symposium	2,505.28	3,459.83	3,500	(40)	
IWLA Scholarship	700.00	1,500.00	1,500	0	
Filter Strip Program		0.00	1,200	(1,200)	D
Project Expenses	16,535.56	12,624.68	62,516	(49,891)	
Total Expenses	71,064.78	67,451.68	122,516	(55,064)	
CHANGE IN NET ASSETS	\$42,108.90	\$58,913.78	\$0	\$58,914	

Financial Report – FYE 19 Assets

ASSETS

Cash

Lake City Account (1944)	\$204,330.82
--------------------------	--------------

Total Cash	\$204,330.82
-------------------	---------------------

Accounts Receivable

State of Indiana	
MACOG	\$115.32

Total Accounts Receivable	\$115.32
----------------------------------	-----------------

Total Assets	\$204,446.14
---------------------	---------------------

LIABILITIES & FUND BALANCE

Liabilities

Accounts Payable	\$19,546.59
------------------	-------------

Total Liabilities	\$19,546.59
--------------------------	--------------------

Fund Balance

Fund Balance FYE 2018	\$125,985.77
Change in Net Assets YTD	\$58,913.78

Total Fund Balance	\$184,899.55
---------------------------	---------------------

Total Liabilities and Fund Balance	\$204,446.14
---	---------------------

Financial Report – FYE 19 Cash Flows

CASH RECEIPTS

State of Indiana	\$52,486.70
Special Project Revenue	\$10,744.10
Great Lake Protection Fund	\$10,744.10
Local Government Appropriation	\$60,725.50
<u>Elkhart County</u>	\$9,430.00
City of Elkhart	\$4,182.00
City of Goshen	\$2,600.00
City of Nappanee	\$200.00
<u>LaGrange County</u>	\$19,141.50
Town of Lagrange	\$0.00
<u>Noble County</u>	\$8,854.00
City of Kendallville	\$2,318.00
<u>Steuben County</u>	\$750.00
City of Angola	\$2,196.00
<u>St Joseph County</u>	\$2,880.00
City of South Bend	\$3,500.00
City of Mishawaka	\$1,182.00
<u>Kosciusko County</u>	\$3,492.00
Town of Syracuse	\$0.00
Misc. Income	\$35.00
Interest Earned	\$2,258.84
Total Cash Receipts	\$126,250.14

Financials

- Financial Report
- Approval of Claims

SJRBC Claims Submitted for Commission Approval September 5, 2019

Accounts Payable Voucher Register

Date	Vendor	Description	Amount
5/1/2019	MACOG	Invoice #FY19-10 April 2019 Services	\$4,023.03
6/1/2019	MACOG	Invoice #FY19-11 May 2019 Services	\$8,878.54
7/1/2019	MACOG	Invoice #FY19-12 June 2019 Services	\$6,645.02
9/5/2019	THORNE GRODNIK	September 2019 Legal Expenses	\$350.00
		Total	<u>\$19,896.59</u>

Old Business

- FY 2020 Local Gov. Appropriation Requests

	Acres in Basin	% of Basin	2010 Census Population	% of County Population	2020 Request Amount	FY20 Local Govt Budgeted
Elkhart County	292,108	27%	197,559		\$9,430	\$9,430
City of Elkhart			50,949	26%	\$4,182	\$4,182
City of Goshen			31,719	16%	\$2,603	\$2,603
Elkhart County Total:					\$16,215	\$16,215
LaGrange County	247,370	23%	37,128		\$12,761	\$12,761
Town of LaGrange			2,625	7%	\$971	\$971
LaGrange County Total:					\$13,732	\$13,732
Noble County	201,256	19%	47,536		\$8,854	\$8,854
City of Kendallville			9,862	21%	\$2,318	\$2,318
Noble County Total:					\$11,172	\$11,172
Steuben County	157,004	15%	34,185		\$6,520	\$1,000
City of Angola			8,612	25%	\$2,196	\$2,196
Steuben County Total:					\$8,716	\$3,196
St. Joseph County	117,836	11%	266,931		\$2,880	\$2,880
City of South Bend			101,168	38%	\$2,479	\$2,479
City of Mishawaka			48,252	18%	\$1,182	\$1,182
St. Joseph County Total:					\$6,541	\$6,541
Kosciusko County	65,280	6%	77,358		\$3,492	\$3,492
Town of Syracuse			2,810	4%	\$132	\$132
Kosciusko County Total:					\$3,624	\$3,624

Acres in Basin: 1,080,854 FY19 Operations Budget: \$60,000 FY20 Local Govt Budget Ttl: \$54,480

New Business

- Meeting Schedule for **2020**
 - 10am @ Elkhart Co. Public Services Building
 - Quarterly on first Thursday:
 - March 5th
 - June 4th
 - September 3rd
 - December 3rd



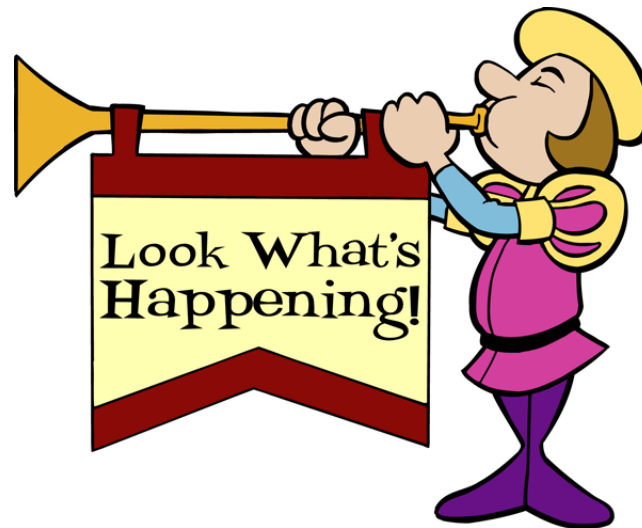
New Business

- Meeting Schedule for 2020
- 2020 Symposium Planning
 - Held 2nd Friday in May last three years
 - Fernwood available on 5/1 & 5/8
 - Topic and location thoughts?



New Business

- Meeting Schedule for 2020
- 2020 Symposium Planning
- Other Business/Updates
 - [Announcements from Commission Members](#)



Director's Report

- Administrative
- Education/Outreach
- WQ Planning/Resource Development
- Water Monitoring
- Advocacy
- Partner Awareness
- Partner Support



Presentation

2019 Indiana General Assembly

Lawmakers consider draining some members to improve effectiveness of Kankakee River Basin Commission

Dan Carden dan.carden@mwi.com, 317-637-9078 Jan 15, 2019

GET 90% OFF DIGITAL PLUS



Former state Rep. Scott Pelath, now the executive director of the Kankakee River Basin Commission, at podium left, speaks Tuesday to the Indiana House Committee on Government Reduction about a proposal to reduce the commission's size to 9 members from 24. House Bill 1270 was unanimously approved by the committee and next will be considered by the full House.

Dan Carden, The Times

2019 Indiana General Assembly

Governor OKs new fee on Region counties to fund Kankakee River flood prevention projects

Dan Carden dan.carden@mwi.com, 317-637-9078 May 7, 2019

GET 90% OFF DIGITAL PLUS



Jake Mitrishin helps sandbag the Kankakee River in February 2018 in the Shady Shores subdivision of Shelby.

John J. Watkins, file, The Times

Items From the Floor

Other
Misc.
Etc...

Next Meeting
September 5th, 2019

