

2nd Quarter
May 28, 2026



Opening Business

- Call to Order
- Introduction/Meeting Instructions
- Roll Call





Lake Michigan

Michigan



Kalamazoo

Calhoun

Van Buren

Berrien

Cass

St. Joseph

Branch

Hillsdale

St. Joseph

Elkhart

LaGrange

Steuben


Ohio

Indiana

Noble

DeKalb

Kosciusko



Copyright © 2014 Esri

PURPOSE: *The St. Joseph River Basin Commission exists to provide a forum for the discussion, study and evaluation of water resource issues of common concern and foster cooperative planning and coordinated management of the basin's water and related land resources.*

The St. Joseph River Basin Commission was created by the Indiana General Assembly in 1988 to address water quality issues in the St. Joseph River and all the lakes and streams that flow to it. The enabling statute of the Commission (IC 14-30-3) was amended in 2018 to expand the scope and powers of the Commission to address flooding as well. The Commission seeks to work with agencies, organizations and local units of government to:

- Develop plans and tools to improve water quality or mitigate flooding in the basin;
- Coordinate monitoring of water quality and hydrology in the basin;
- Promote best practices for urban stormwater and rural drainage management;
- Develop strategies to increase water infiltration and storage capacity in the basin;
- Distribute reports on the Commission's objectives, studies, and findings;
- Make recommendations in matters related to the Commission's objectives to political subdivisions in the basin and to other public and private agencies;
- Act as a coordinating agency for programs and activities of other public and private agencies that are related to the Commission's objectives;
- Serve as an advocate of the basin's interests before Congress and federal, state and local government agencies.

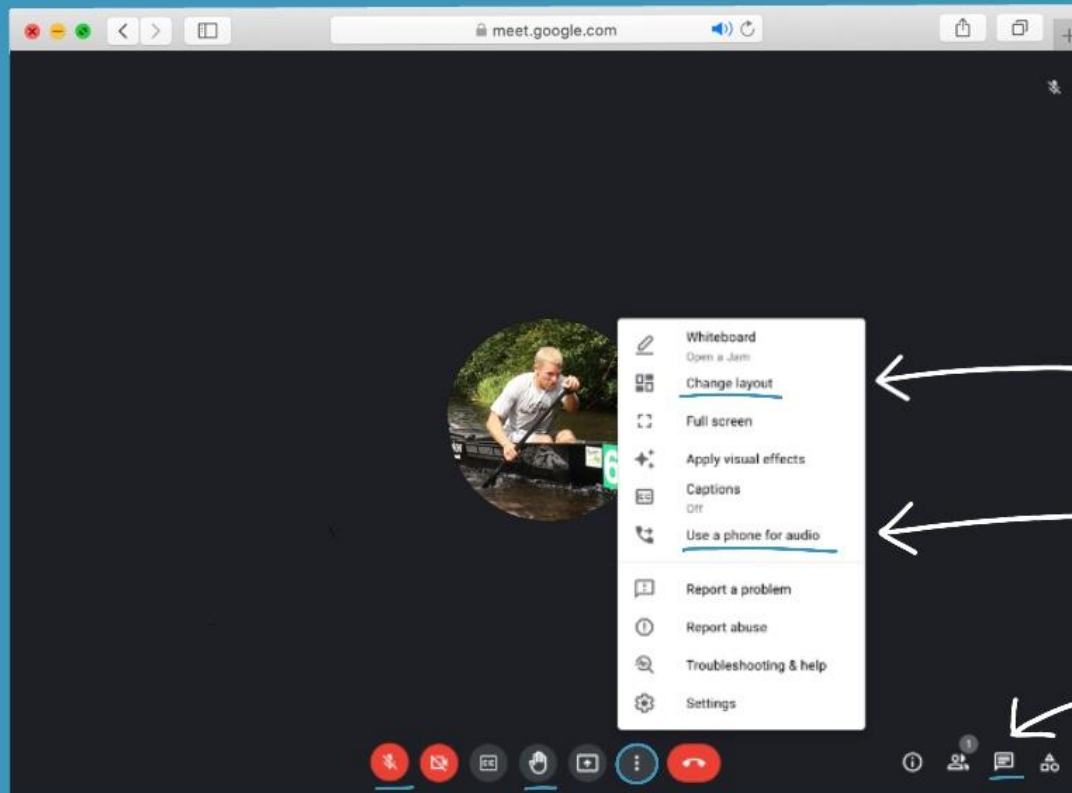
The SJRBC shall consist of the following (or their proxy):

- The **Mayor** of each Class-II City or the Executive of the municipality with the largest population if the County does not have a Class-II city
- A **County Commissioner** from each County
- The **Health Officer** from each County
- The **County Surveyor** from each County
- A **Representative of the SWCD** from each County
- The Director of the Indiana DNR

(paraphrased from IC 14-30-3-8)

Meeting Instructions

- State your name & county when making motions
- No need to state your name when voting



CHANGE
LAYOUT

CALL IN

CHAT

MUTE

RAISE HAND


Opening Business

- Call to Order
- Introduction/Meeting Instructions
- **Roll Call**
 - Your Name
 - Your Title/Affiliation
 - Who you represent (if you are a proxy)



Consent Agenda

- Approval of Minutes
- Financial Report
- Approval of Claims



Consent Agenda

- Approval of Minutes
 - [March 5, 2026](#)



Financial Report – FY 26 Q3 Activities

	FY25 Actual	FY26 YTD	FY26 Budget	% Budget to Date	Year End Forecast	Budget to YE Variance	Notes
REVENUE							
State of Indiana	104,974.00	74,793.75	97,730	77%	99,725	1,995	A
Local Government	71,285.00	66,232.00	69,260	96%	66,232	(3,028)	B
Special Projects	135.16	0.00	25,170	0%	14,822	(10,348)	C
Interest	23,588.56	16,247.99	20,100	81%	21,183	1,083	
Other Income	0.00	0.00					
Total Revenue	199,982.72	157,273.74	212,260	74%	201,962	(54,986)	
EXPENSES							
Basic Operations							
SJRBC Director	49,960.38	37,968.17	53,000	72%	52,968	32	
Accounting Services	1,938.44	1,237.53	3,000	41%	1,613	1,387	D
Office Rent	6,999.96	5,249.97	7,000	75%	7,000	0	
Legal	2,145.00	1,564.00	3,000	52%	2,464	536	
Bank Service Fees	35.15	0.00	200	0%	0	200	E
Insurance	518.64	388.98	520	75%	520	0	
Travel/Mileage	246.09	345.33	630	55%	570	60	F
Audit	3,766.83	0.00	0	0%	0	0	
Information Technology	999.96	900.00	1,200	75%	1,200	0	
Printing	88.55	62.36	200	31%	82	118	G
Postage	10.97	10.24	20	51%	20	0	
Telephone	240.00	180.00	240	75%	240	0	
Misc Expenses	0.00	0.00	250	0%	200	50	
Operating Expenses	66,949.97	47,906.58	69,260	69%	66,877	2,383	
Special Projects							
Water Monitoring	43,391.65	19,900.76	83,000	24%	74,718	8,282	
Additional Staff	16,940.11	1,070.63	35,000	3%	9,571	25,429	H
Member/Partner Support	8,582.36	4,854.73	9,000	54%	6,705	2,295	
Planning/Resource Development	0.00	31,226.27	45,000	69%	40,226	4,774	
Education/Outreach Provision	4,789.38	2,292.44	8,000	29%	6,067	1,933	
Project Expenses	73,703.50	59,344.83	180,000	33%	137,287	42,713	
Total Expenses	140,653.47	107,251.41	249,260	43%	204,164	45,096	
CHANGE IN NET ASSETS	\$59,329.25	\$50,022.33	(\$37,000)		(\$2,202)	34,798	

Financial Report – FY 26 Q3 Assets

ASSETS

Cash	
Lake City Account (1944)	\$557,772.14
Total Cash	\$557,772.14
Accounts Receivable	
State of Indiana	\$0.00
Total Accounts Receivable	\$0.00
Total Assets	\$557,772.14

LIABILITIES & FUND BALANCE

Liabilities	
Accounts Payable	\$15,788.65
Total Liabilities	\$15,788.65
Fund Balance	
Fund Balance FYE 2025	\$491,961.16
Change in Net Assets YTD	\$50,022.33
Total Fund Balance	\$541,983.49
Total Liabilities and Fund Balance	\$557,772.14

Financial Report – FY 26 Q3 Cash Flows

CASH RECEIPTS

State of Indiana	\$74,793.75
Special Project Revenue	\$0.00
Local Government Appropriation	\$66,232.00
<u>Elkhart County</u>	\$10,723.00
City of Elkhart	\$4,875.00
City of Goshen	\$3,120.00
<u>LaGrange County</u>	\$14,761.00
Town of Lagrange	\$1,090.00
<u>Noble County</u>	\$10,105.00
City of Kendallville	\$2,791.00
<u>Steuben County</u>	\$3,666.00
City of Angola	\$2,729.00
<u>St Joseph County</u>	\$3,276.00
City of South Bend	\$3,500.00
City of Mishawaka	\$1,413.00
<u>Kosciusko County</u>	\$4,033.00
Town of Syracuse	\$150.00
Interest Earned	\$16,247.99
Total Cash Receipts	\$157,273.74

Financial Report – FY 26 Q3 Cash Flows

CASH DISBURSEMENTS

Date	Vendor	Check #	Amount
FY26	Cum. Bank Service Charges	n/a	\$0.00
7/22/25	Thorne Grodnik #218434	1451	\$532.00
8/7/25	MACOG FY25 - Q3	1452	\$16,942.88
8/20/25	J Gaigalas-Webmap INV-7	ACH	\$1,519.76
9/5/25	MACOG FY25 - Q4	1453	\$16,628.01
9/17/25	Thorne Grodnik #219304	1454	\$52.00
10/8/25	Thorne Grodnik #219890	1455	\$530.00
10/20/25	ToltHawk/Eulora #S00039	1456	\$1,804.00
11/13/25	Purdue University - IWLA	1457	\$1,900.00
11/26/25	MIA Workshop Registration	1458	\$60.00
12/4/25	MACOG FY26 - Q1	1459	\$16,499.87
12/4/25	INTERA #09-25-264	1460	\$15,238.02
12/18/25	INTERA #10-25-214	1461	\$5,807.00
1/14/26	Thorne Grodnik #221309	1462	\$450.00
1/14/26	INTERA #12-25-240	1463	\$4,227.50
1/14/26	Tritium #T2601-1 - gauge repair	1464	\$910.00
2/3/26	LaGrange SWCD - WQ Data Support	1465	\$4,340.40
2/18/26	INTERA #01-26-265	1466	\$385.50
3/5/26	MACOG FY26 - Q2	1467	\$15,971.46
3/18/26	INTERA #02-26-274	1468	\$5,568.25
3/18/26	Tritium - #T2604-1 Gage Maint.	1469	\$15,667.00

Total Cash Disbursements

\$125,033.65

Net Change in Cash

\$32,240.09

Cash Balance as of 7/1/25

\$525,532.05

Cash Balance as of 3/31/26

\$557,772.14



Consent Agenda

- Approval of Minutes
- Financial Report
- Approval of Claims

SJRBC Claims Submitted for Commission Approval May 28, 2026


Accounts Payable Voucher Register

Date	Vendor	Description	Amount
1/31/2026	MACOG	Invoice #FY26-7 January 2026 Services	\$3,546.22
2/28/2026	MACOG	Invoice #FY26-8 February 2026 Services	\$6,628.88
3/10/2026	INTERA	Invoice #02-26-274 - Tech Strategy & Workplan	\$5,568.25
3/18/2026	Tritium Inc.	Invoice T2604-1 - 2026 Curve Maintenance	\$15,667.00
3/31/2026	MACOG	Invoice #FY26-9 March 2026 Services	\$5,613.55
4/1/2026	THORNE GRODNIK	Stmnt #222629 - March Mtg Support	\$450.00
4/28/2026	Juozas Gaigalas	Invoice #INV-8 Webmap Development	\$917.00
5/15/2026	Eulora LLC - ToltHawk	Invoice #010878 - Annual Service 6/26-27	\$3,192.00
5/18/2026	U.S. Geological Survey	Bill #90180965 - Waldron Lake Gage	\$4,400.00
5/22/2026	MBI	Inv #2439 - 2025 Macro Sample Processing	\$21,308.71
5/25/2026	Bneshi Mijem LLC	Inv #2026-13 - Symposium Catering	\$3,200.00
5/27/2026	MACOG	Inv #4322 - AmeriCorps Program Support	\$6,300.00
		Total	\$76,791.61

Consent Agenda


- Approval of Minutes
- Financial Report
- Approval of Claims

Questions?



Old Business

- Water Monitoring Program



Old Business

- Water Monitoring Program - QUALITY

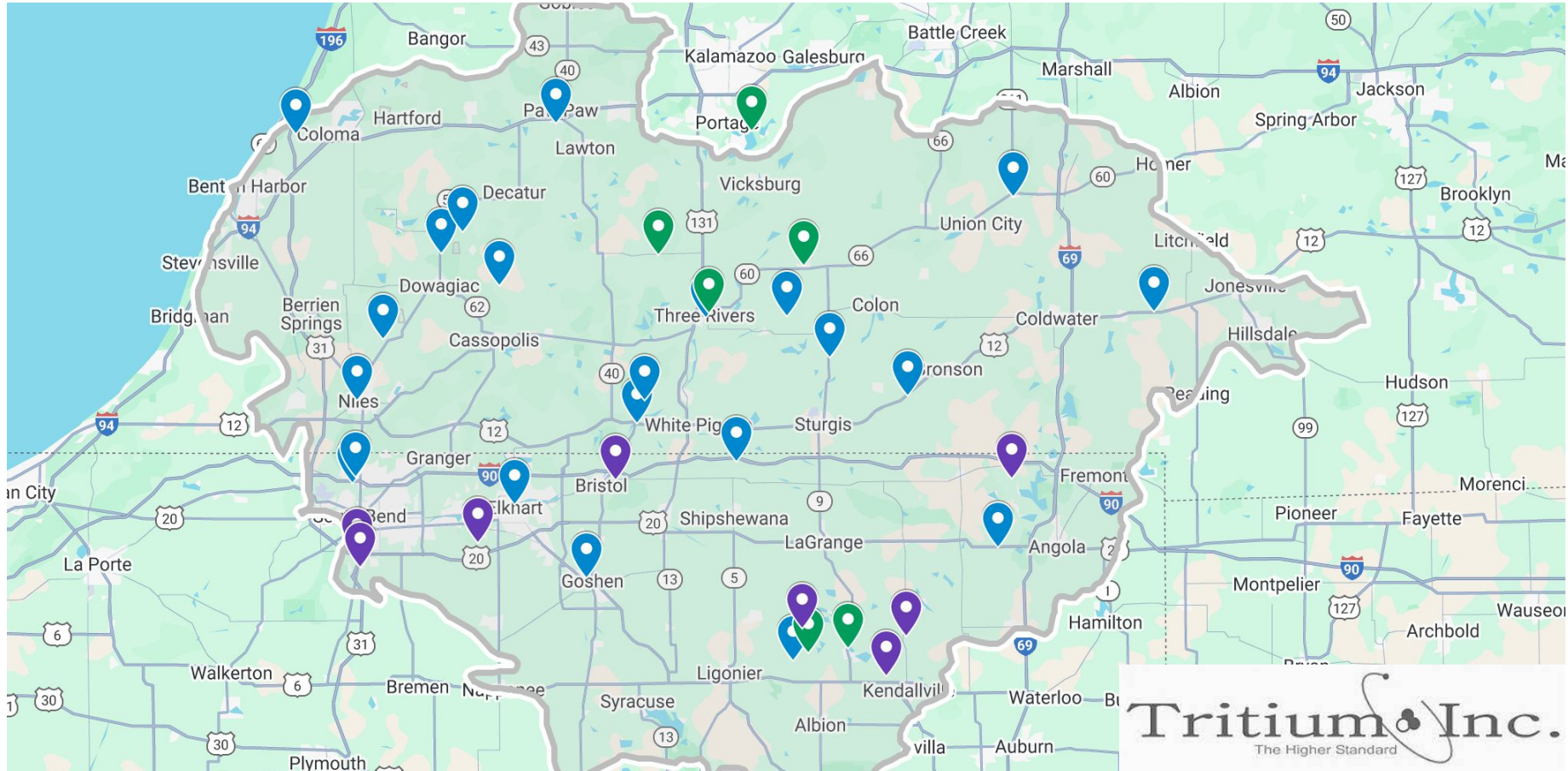


<https://data.sjrbc.com/> for this data and more

Site Name	ICI Score 2021	ICI Score 2022	ICI Score 2023	ICI Score 2024	ICI Score 2025
Mill Creek (reference site) @ Preston Road	40 (Good)	48 (Exceptional)	52 (Exceptional)	44 (Very Good)	30* (Good)
Prairie River @ Hoshel Park	26 (Fair)	44 (Very Good)	46 (Exceptional)	36 (Good)	48 (Exceptional)
Nottawa Creek @ Olney Road	50 (Exceptional)	52 (Exceptional)	40 (Good)	ND	45* (Exceptional)
Coldwater River @ Riverbend County Park	42 (Very Good)	50 (Exceptional)	50 (Exceptional)	50 (Exceptional)	52 (Exceptional)
Fawn River @ Kime Bridge	38 (Good)	48 (Exceptional)	42 (Very Good)	46 (Exceptional)	40 (Good)
Pigeon Creek @ SR 327	46 (Exceptional)	44 (Very Good)	44 (Very Good)	46 (Exceptional)	34 (Marg. Good)
Pigeon River @ Scott Mill	30 (Fair)	50 (Exceptional)	38 (Good)	48 (Exceptional)	52 (Exceptional)
North Branch Elkhart @ Delt Church Park	38 (Good)	34 (Marg. Good)	40 (Good)	30* (Fair)	42 (Very Good)
Elkhart River @ Ligonier	28 (Fair)	36 (Good)	44 (Very Good)	42 (Very Good)	36 (Good)
Turkey Creek of Elkhart River @ E 1000 N	44 (Very Good)	54 (Exceptional)	40 (Good)	44 (Very Good)	46 (Exceptional)
Little Elkhart River @ CR 18 in Middlebury	42 (Very Good)	48 (Exceptional)	32 (Marg. Good)	16 (Marg. Good)	46 (Exceptional)
Turkey Creek of the Pigeon River @ E 150 N	ND	50 (Exceptional)	50 (Exceptional)	52 (Exceptional)	52 (Exceptional)

Old Business

- Water Monitoring Program - QUANTITY



[Google map of continuous surface water monitoring locations](#)

Old Business

- Water Monitoring Program
- Watershed Study

In addition to an *Assessment of Green Infrastructure*, we're exploring other technical studies and planning/management tools like:

- ~~Water Demand & Availability~~ - **Being Completed by IDNR**
- *Early Warning & Forecasting System* - **Initial interviews completed**
- *Expanded Monitoring Program* - **Technical Memo delivered**

Rather than fully developing any of them or tools at this point, we are starting by further **defining and prioritizing each study** including:

- Methodologies
- Level of Effort
- Cost Estimates
- Durations
- Funding Strategies



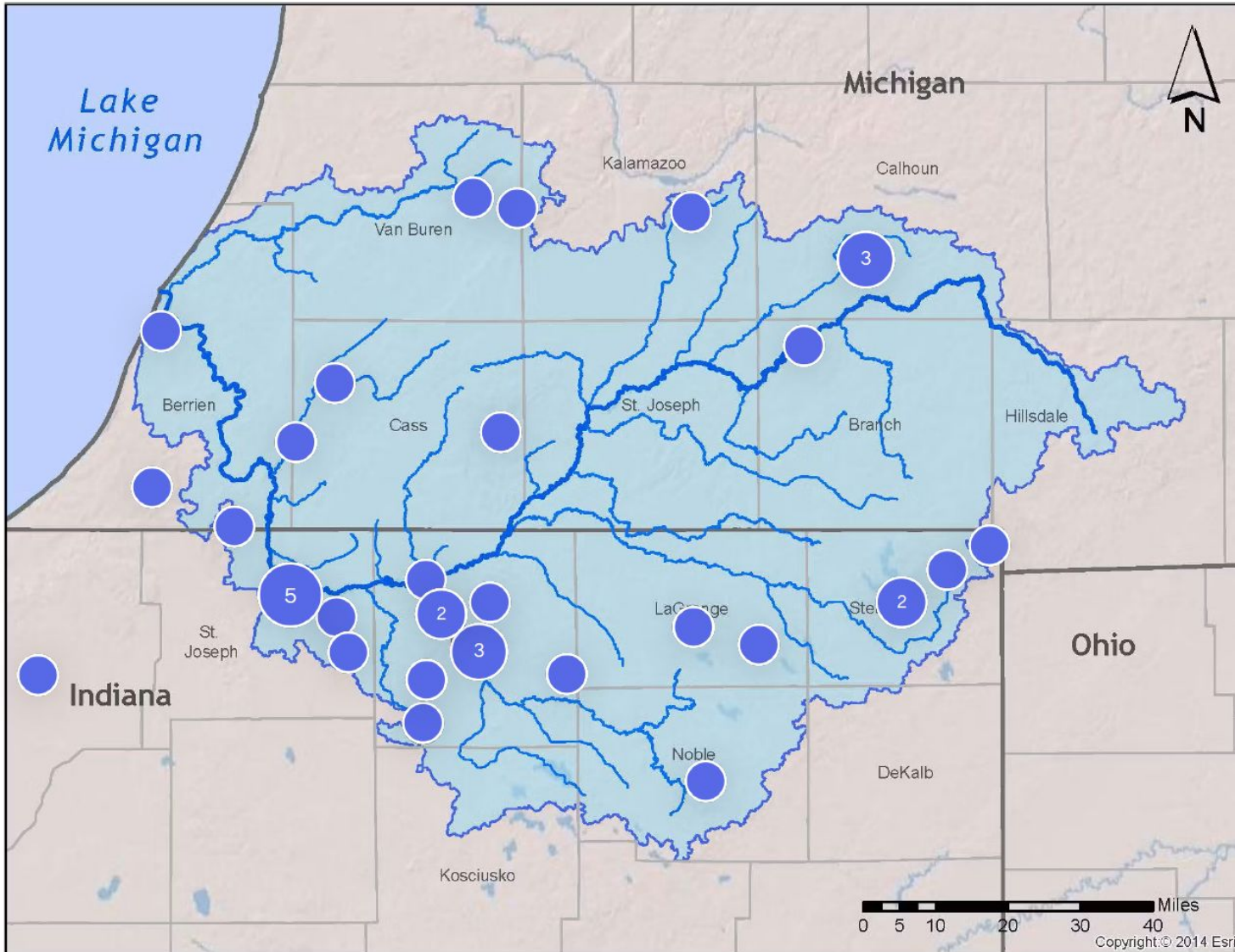
Old Business

- Water Monitoring Program
- Watershed Study
- 26th Annual Symposium
- **Held Friday, May 15th**
 - Theme - *Shared Water: Law, Access & Management*
 - 76 people in attendance
 - 31 from Michigan
 - 50 w/ local gov. affiliation
 - 13 drainage officials
 - 10 SJRBC members
 - Location offered natural connection stories





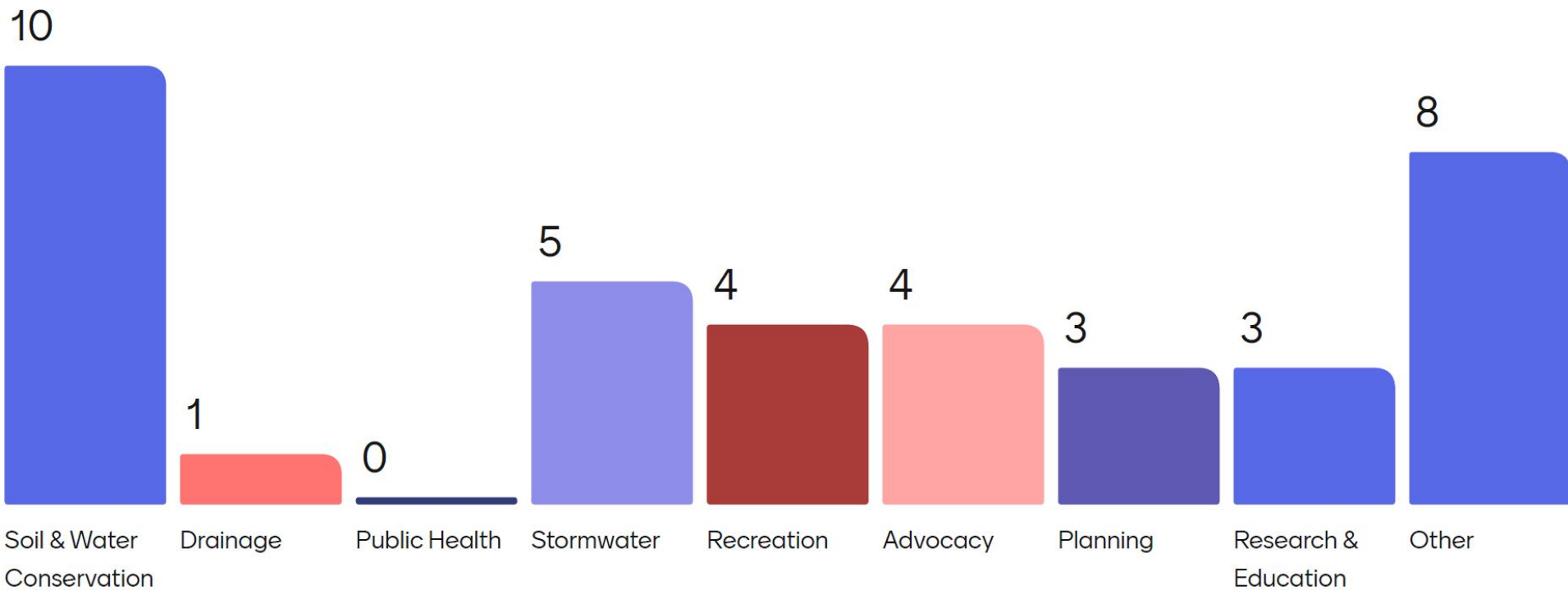
Place a pin where you live or work in our watershed



38 / 38



What is your primary connection to watershed management?



38 / 38



New Business

• FY27 Work Plan & Budget Adoption



Fiscal Year 2027 Work Plan

Basic Operations:

- Provide a forum for the discussion, study and evaluation of water resource issues of common concern throughout the basin by hosting quarterly meetings of the Commission.
- Facilitate and foster cooperative planning and coordinated management of water and land resources by local governments and other partners.
- Develop positions on major water resource issues and serve as an advocate of the river basin's interests before Congress and federal, state and local government agencies.
- Make recommendations and assist local communities in an advisory capacity as it relates to water resource issues in the river basin by attending meetings, serving on local advisory committees, steering committees, environmental commissions, etc.
- Support partners in developing and distributing education/information materials and assisting at workshops on subjects such as stormwater management, erosion control, drainage, best management practices, low impact development, and flood plain management.
- Assist other state and local agencies/organizations in their efforts to achieve the goals set forth in the St. Joseph River Watershed Management Plan.
- Prepare budget and provide internal controls for the receipt, investment and disbursement of all funds in accordance with applicable Indiana State Board of Accounts guidelines and statutes.
- Attend workshops, webinars, and other education opportunities that serve to update staff and members on new and innovative approaches to water quality protection and flood mitigation.
- Maintain and update the St. Joseph River Basin Commission website at www.sjrb.com.

**Additional projects will be completed as funding and staff capacity allows. These special projects and programs are detailed on the following page.*

SJRBC Fiscal Year 2027 Work Plan (continued)

Special Projects:

- Water Monitoring
 - ⇒ Interpret and communicate existing data (chemical, biological & hydrologic) and identify critical water quality/quantity monitoring needs.
 - ⇒ Provide funding, in collaboration with local governments, to expand and support:
 - Long-term biological monitoring to identify spatial and temporal trends in water quality across the basin.
 - Long-term water level/flow monitoring to support studies, modeling and flood resilience planning across the basin.
- Member/Partner Support
 - ⇒ Attend local government meetings to provide technical assistance and understand local water resource issues.
 - ⇒ Provide funding to local units of government and other partners for projects that serve to improve water quality and mitigate flooding in the river basin.
 - ⇒ Assist County Surveyors and Drainage Boards in creating incentives for soil and water conservation with drain maintenance/improvement projects and cost apportionment.
 - ⇒ Review projects requesting approval from state and federal permitting agencies and make comments when appropriate regarding their potential impact on water quality, the structural integrity of the waterbody, or the aquatic environment.
 - ⇒ Serve as host and main point of contact for local water advisory entities such as the Juday Creek Task Force, which may include organizing meetings and delivering recommendations to the County Drainage Board and others as appropriate
- Planning/Resource Development
 - ⇒ Study water use, water quality, flood hazard mitigation, and the drinking water, wastewater, stormwater and drainage water management system needs of the basin.
 - ⇒ Complete functional assessments of major tributaries to address problems and identify potential vulnerabilities impacting river health and function.
 - ⇒ Perform drainage, stormwater and floodplain management audits for members to identify planning/policy deficiencies and provide recommendations for improvement.
 - ⇒ Support the development of other plans and tools to protect water quality, mitigate flooding and improve water management.
 - ⇒ Participate in the watershed management efforts of partners throughout the basin.
- Education/Outreach
 - ⇒ Host educational events including the St. Joseph River Basin Symposium.
 - ⇒ Distribute information about the status of water resources, efforts to mitigate flooding and improve water quality, educational opportunities and other relevant issues.
 - ⇒ Promote, produce and distribute educational materials and programs for partners throughout the basin.
 - ⇒ Provide financial support for local water managers to receive watershed management training including Purdue University's Indiana Watershed Leadership Academy.

New Business

- FY27 Work Plan & Budget Adoption

SJRBC 2027 Local Government Appropriation Requests

	Acres in Basin	% of Basin	2020 Population	% of County Population	2027 Request Amount*	2026 Local Govt Receipts
Elkhart County	292,108	27%	207,047		\$10,723	\$10,723
City of Elkhart			53,923	26%	\$4,875	\$4,875
City of Goshen			34,517	17%	\$3,120	\$3,120
Elkhart County Total:					\$18,718	\$18,718
LaGrange County	247,370	23%	40,446		\$14,761	\$14,761
Town of LaGrange			2,781	7%	\$1,090	\$1,090
LaGrange County Total:					\$15,851	\$15,851
Noble County	201,256	19%	47,457		\$10,105	\$10,105
City of Kendallville			10,271	22%	\$2,791	\$2,791
Noble County Total:					\$12,896	\$12,896
Steuben County	157,004	15%	34,435		\$7,332	\$7,332
City of Angola			9,340	27%	\$2,729	\$2,729
Steuben County Total:					\$10,061	\$10,061
St. Joseph County	117,836	11%	272,912		\$3,276	\$3,276
City of South Bend			103,453	38%	\$2,862	\$3,500
City of Mishawaka			51,063	19%	\$1,413	\$1,413
St. Joseph County Total:					\$7,551	\$8,189
Kosciusko County	65,280	6%	80,240		\$4,033	\$4,033
Town of Syracuse			2,874	4%	\$150	\$150
Kosciusko County Total:					\$4,183	\$4,183

Ttl Acres in Basin: 1,080,854 2027 Request Ttl*: \$69,260 2026 Local Govt Receipts Ttl: \$69,898

New Business

• FY27 Work Plan & Budget Adoption

	FY25 Actual	FYE 26 Forecast	FY26 Budget	FY27 Budget	Notes
REVENUE					
State of Indiana	104,974	99,725	97,730	97,730	A
Local Government	71,285	66,232	69,260	69,260	B
Special Projects	135	14,822	25,170	10,250	C
Interest	23,589	21,183	20,100	21,000	D
Other Income					
Total Revenue	199,983	201,962	212,260	198,240	
EXPENSES					
Basic Operations					
SJRBC Director	49,960	52,968	53,000	55,000	E
Accounting Services	1,938	1,613	3,000	3,000	
Office Rent	7,000	7,000	7,000	7,000	
Legal	2,145	2,464	3,000	3,000	
Bank Service Fees	35	0	200	200	
Insurance	519	519	520	520	
Travel/Mileage	246	570	630	630	
Audit	3,767	0	0	0	F
Information Technology	1,000	1,200	1,200	1,400	G
Printing	89	82	200	200	
Postage	11	19	20	20	
Telephone	240	240	240	240	
Misc Expenses	0	200	250	250	
Operating Expenses	66,950	66,875	69,260	71,460	H
Special Projects					
Water Monitoring	43,392	74,718	83,000	63,000	I
Additional Staff	16,940	9,571	35,000	35,000	J
Member/Partner Support	8,582	6,705	9,000	10,000	K
Planning/Resource Development	0	40,226	45,000	10,000	L
Education/Outreach Provision	4,789	6,067	8,000	8,780	M
Project Expenses	73,704	137,287	180,000	126,780	
Total Expenses	140,653	204,162	249,260	198,240	
CHANGE IN NET ASSETS	59,329	(\$2,200)	(\$37,000)	\$0	

Fiscal Year	Budgeted Operating Expenses	Percent Increase in Budget	Actual Operating Expenses	Local Government Appropriations	Percent Utilized
2018	\$60,000	0%	\$54,529	\$46,143	118%
2019	\$60,000	0%	\$54,827	\$60,726	90%
2020	\$63,660	6%	\$59,122	\$55,751	106%
2021	\$63,660	0%	\$59,291	\$62,304	95%
2022	\$63,660	0%	\$59,573	\$61,164	97%
2023	\$65,110	2%	\$61,752	\$62,823	98%
2024	\$67,110	3%	\$59,495	\$66,336	90%
2025	\$69,260	3%	\$66,950	\$71,285	94%
2026*	\$69,260	0%	\$66,875	\$69,898	96%
<i>*Fiscal Year End Forecast</i>					

Notes:

A - FY27 General Fund Budget amount after expected 2% reserve

B - FY26 budgeted Operating Expenses apportioned & requested from members in CY27

C - Potential water monitoring cost-share income & Symposium ticket sales

D - Based on FY26 interest rates & existing fund balance

E - Maximum wages based on 25 hrs/wk at \$40/hr plus payroll taxes

F - No audit expected until FY29

G - Increased to accommodate AI agent support

H - 3% increase in Operating Expenses to be apportioned and requested from members in 2028

I - To maintain existing biological and flow monitoring program and support potential expansion

J - To fund potential SJRBC Coordinator, intern and/or other MACOG staff & AmeriCorps program support

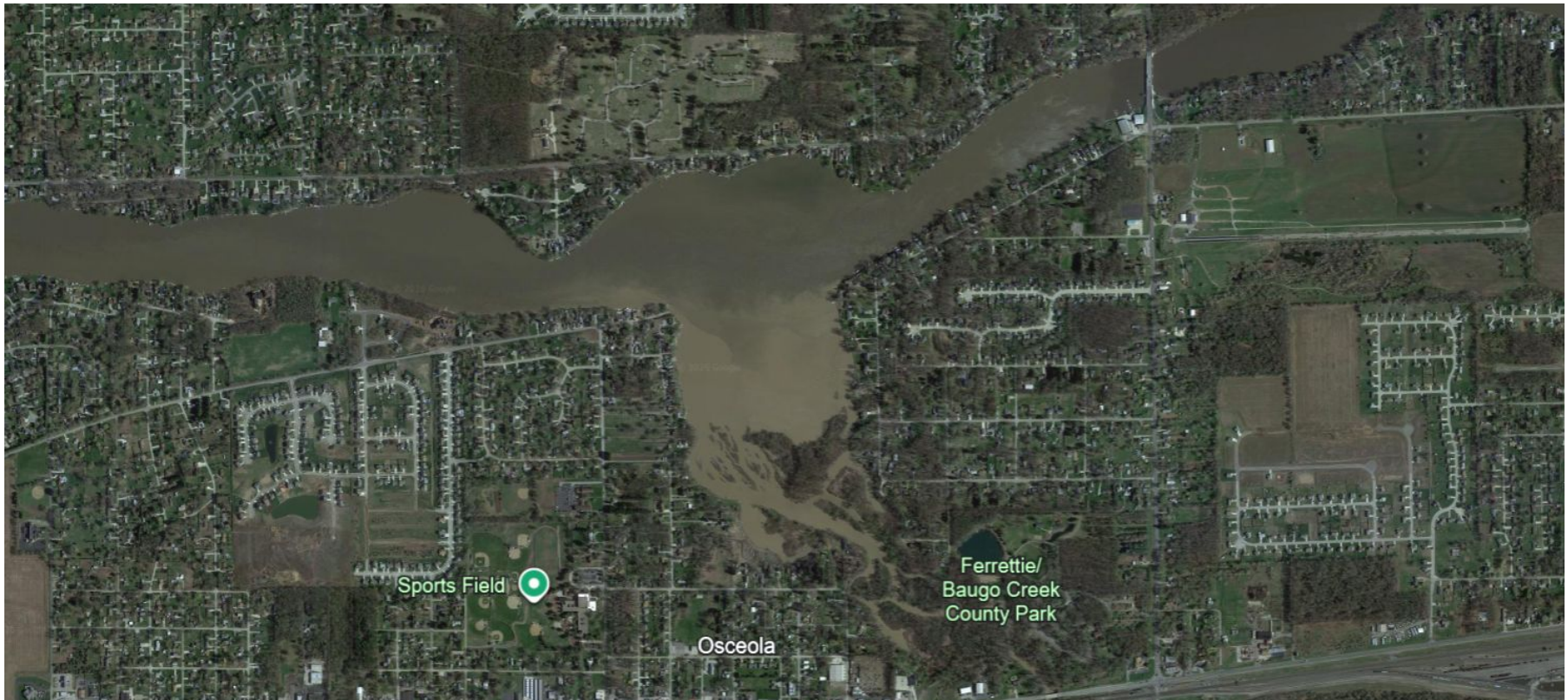
K - To provide local match, technical assistance and project support to members & partners

L - To develop studies, plans, and tools including recommendations from current strategic planning project

M - To provide education/information to staff & stakeholders (web, events, training etc.)

New Business

- FY27 Work Plan & Budget Adoption
- Baugo Bay Sedimentation



New Business

- FY27 Work Plan & Budget Adoption
- Baugo Bay Sedimentation
- Other Business/Updates
 - **Announcements from Commission Members**



Director's Report

- Administrative
- Education/Outreach
- Planning/Resource Development
- Water Monitoring
- Member/Partner Support
- Advocacy



Items From the Floor

Other
Misc.
Etc...

Next Meeting
September 3rd, 2026

